

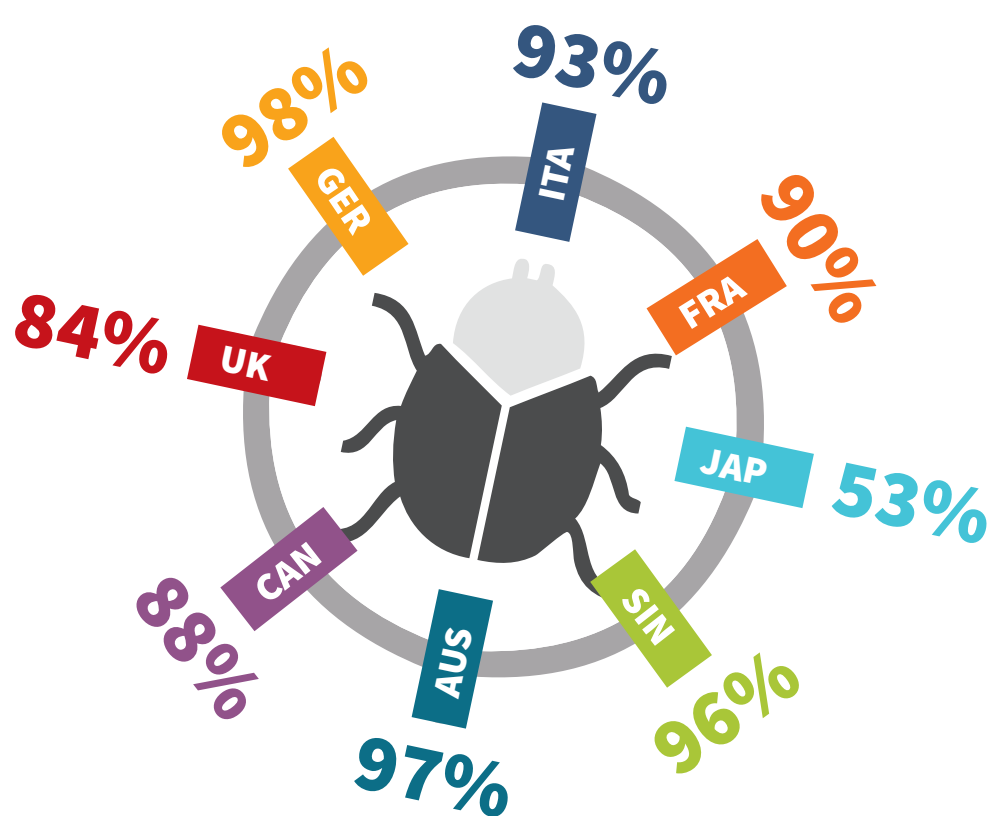
Carbon Black.



HOW MUCH MORE CONFIDENT ARE YOU IN REPELLING CYBERATTACKS

CONFIDENCE

79%
GLOBALLY



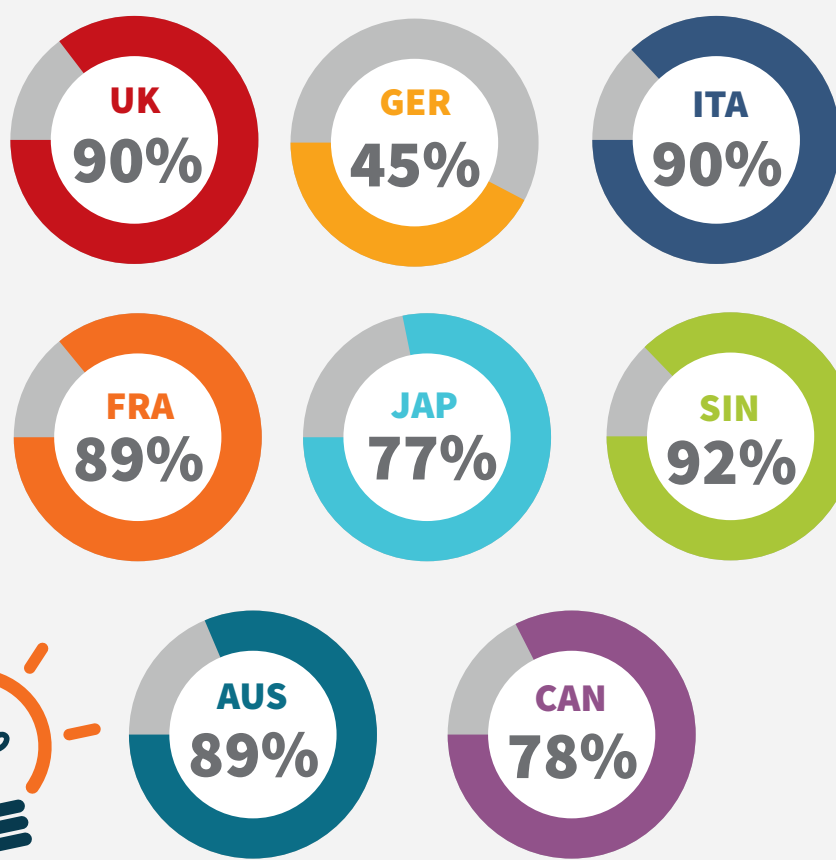
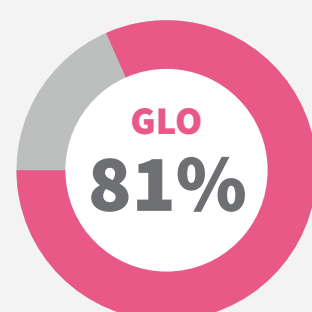
PERCENTAGE OF COMPANIES THAT HAVE SUFFERED BREACHES

88%
GLOBALLY

Germany, Australia and Singapore have the highest percentage of businesses that have suffered a breach in the past 12 months



REPORTED AN INCREASE IN ATTACK SOPHISTICATION



Singapore continues to have the highest number of attacks growing in sophistication. Italy and UK also seeing a high percentage of attacks.

MAIN CAUSE OF BREACHES

PHISHING



UK	33%
GER	78%
FRA	34%
AUS	27%
CAN	36%
GLO	34%

RANSOMWARE

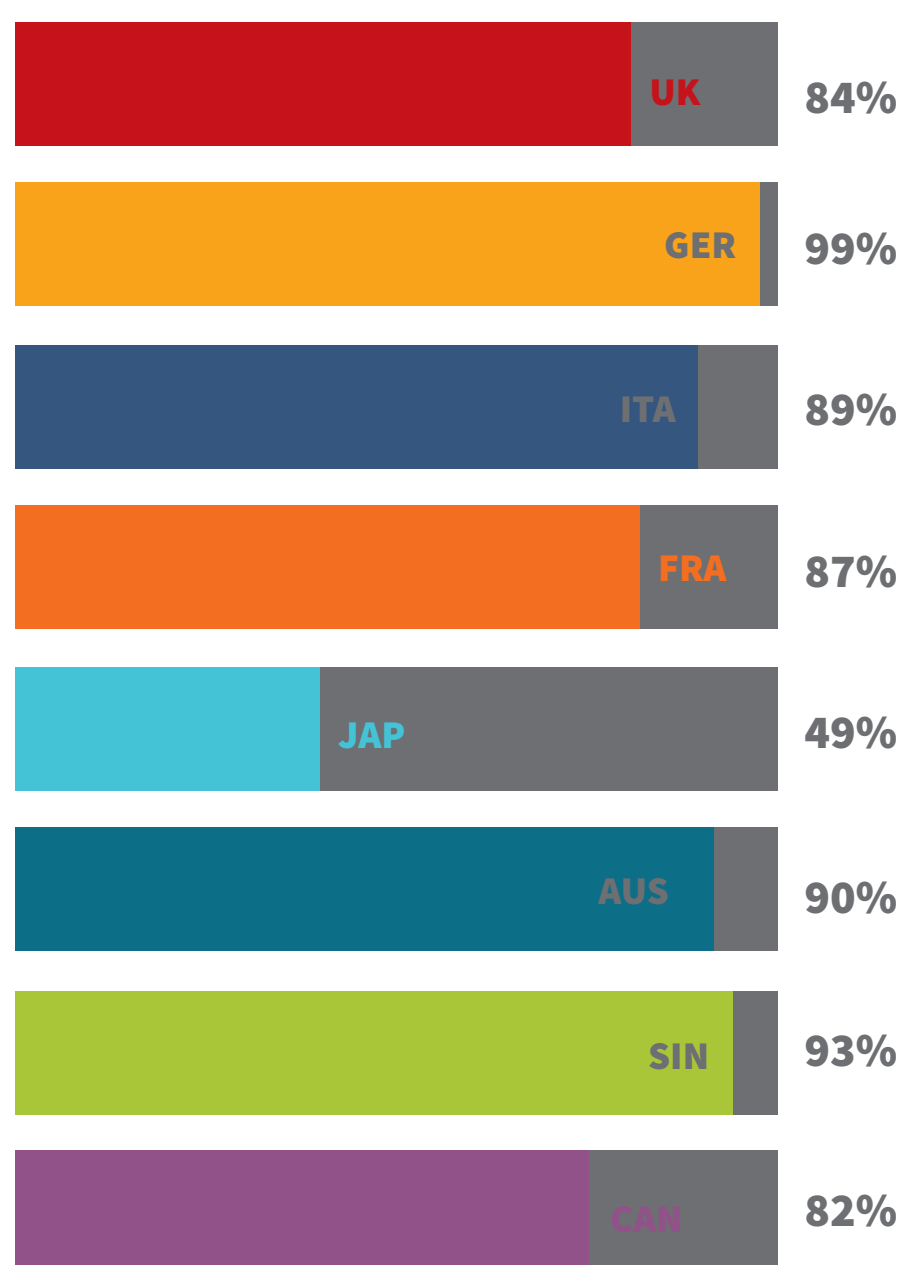


SIN	29%
ITA	24%
JAP	18%
GLO	18%

In Germany (78%), Canada (36%) and France (34%) phishing attacks were the primary cause of breaches, while in Singapore ransomware caused most (29%). Italy still suffered a higher number of breaches due to OS vulnerabilities (12%), although this was at a significant decrease from the January report (36%).


REPORTED INCREASED NUMBER OF CYBER ATTACKS

84%
AVG. GLOBALLY



Germany, Singapore and Australia have the highest percentage of companies reporting an increase in the volume of cyberattacks

MOST PROLIFIC ATTACKS



Malware is more prevalent in Germany (74%) than other territories. This is a significant jump from the January survey where 16.5% said it was the most common attack type.

ARE YOUR DEFENCES BEING IMPROVED BY THREAT HUNTING?

Germany is seeing the most effect from its threat hunting, with 96% saying it strengthened defences and 79% that they were significantly strengthened. Germany is also the most confident in repelling cyberattacks (95%). UK organizations are seeing less of a significant strengthening of posture, though threat hunting is still making a positive difference for the vast majority.

