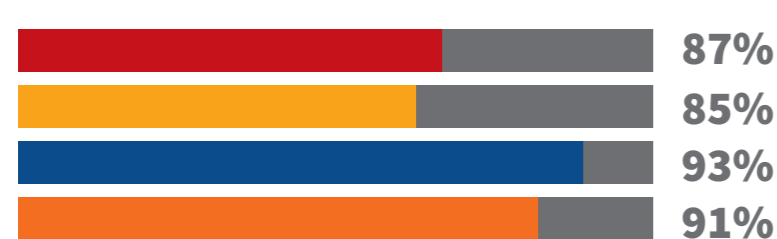



Germany and France have the highest percentage of businesses that have suffered a breach in the past 12 months

### REPORTED INCREASED NUMBER OF CYBER ATTACKS




Italy and France have the highest percentage of companies reporting an increase in the volume of cyberattacks

### AVERAGE NUMBER OF BREACHES



France had the highest average number of breaches at 5.81 in the past 12 months, closely followed by Italy at 5.74. These countries also had the highest percentage reporting 10 breaches, at 8% in both cases

### MAIN CAUSE OF BREACHES

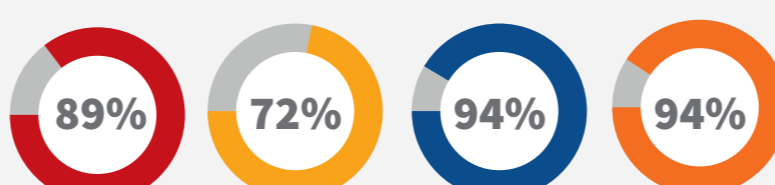


In the UK (20%) and Germany (17%) phishing attacks were the primary cause of breaches, while in France ransomware caused most (19%). Italy suffered a far higher number of breaches due to OS vulnerabilities (36%) – other territories were all less than 13%. Supply chain breaches were most common in Germany (10%) just ahead of the other territories.

## Carbon Black.

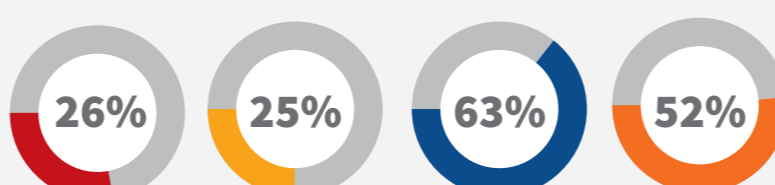


### REPORTED AN INCREASE IN ATTACK SOPHISTICATION



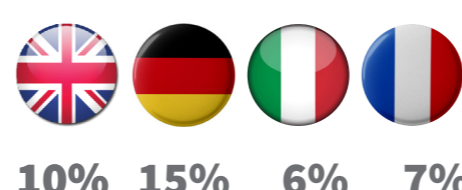
Italy and France are seeing the most instances of increase in attack sophistication.

### REPORTED SIGNIFICANT INCREASE IN ATTACK SOPHISTICATION



Organisations in Italy and France are more than twice as likely as those in the UK and Germany to report a significant increase in attack sophistication.

### AWARENESS OF THE SIZE OF THE ECONOMY IN THE DARK WEB



German organisations are the most aware of the true scale of the cybercrime economy.

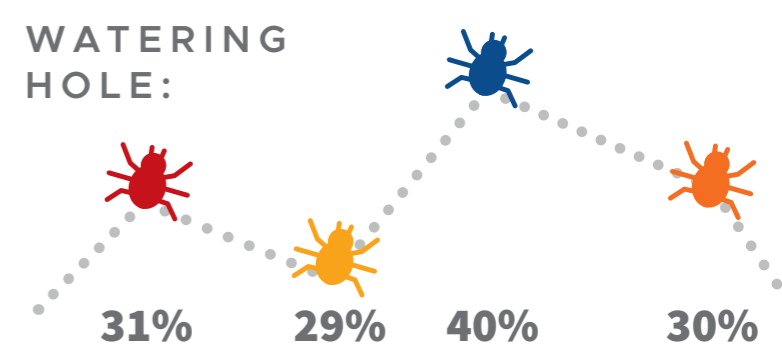
### MOST PROLIFIC ATTACKS



Malware is more prevalent in Italy than other territories. Cryptojacking is also found disproportionately high in Italy, with 28% of respondents saying it's most prolific, compared with less than 10% in other regions. By contrast Italy sees lower incidents of ransomware – 8% compared with 15-18% in other countries.

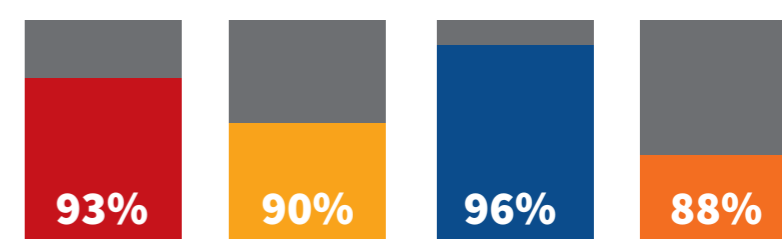


### WHICH ATTACKS ARE MOST EFFECTIVE AND DESTRUCTIVE

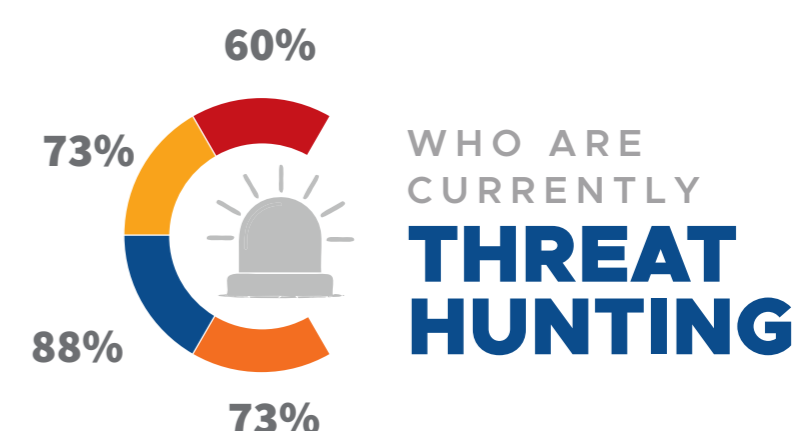


Malware is more prevalent in Italy than other territories. Cryptojacking is also found disproportionately high in Italy, with 28% of respondents saying it's most prolific, compared with less than 10% in other regions. By contrast Italy sees lower incidents of ransomware – 8% compared with 15-18% in other countries.

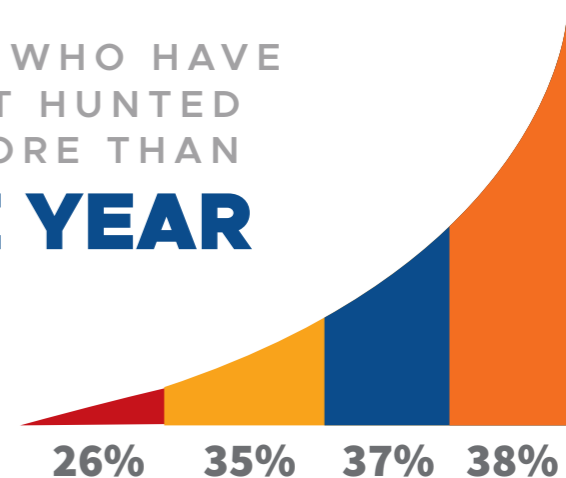
### BUDGETS TO INCREASE SPENDING ON CYBER DEFENCE



When it comes to really increasing spend, 20% of Italian organisations are planning to increase spend by more than 40%, compared with 14% of German, 16% of French and just 7% of UK organisations.



### THOSE WHO HAVE THREAT HUNTED FOR MORE THAN ONE YEAR



Italy is leading the threat hunting field, though the majority (51%) have started in the past year. Italians are least likely to feel that their current tactics are sufficient (2%) and also the least likely to have no budget or staff to pursue threat hunting (4% said this stops them threat hunting - compared with 11-15% in other territories.)

### ARE YOUR DEFENCES BEING IMPROVED BY THREAT HUNTING

Italy is also seeing the most effect from its threat hunting, with 100% saying it strengthened defences and 74% saying that they were significantly strengthened. UK organisations are seeing less of a significant strengthening of posture, though threat hunting is still making a positive difference for the vast majority.

